

# Curve Panel Set-Up Instructions

U.S. Patent  
#5,611,384

1

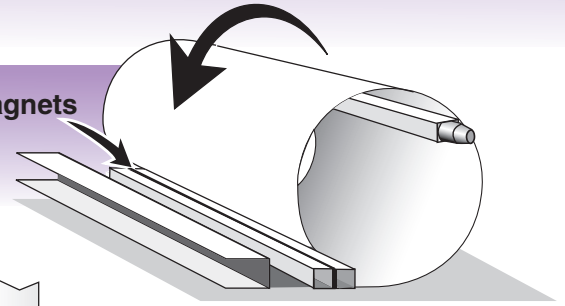


Place curve on flat surface, fabric side down, facing large "U" channel.

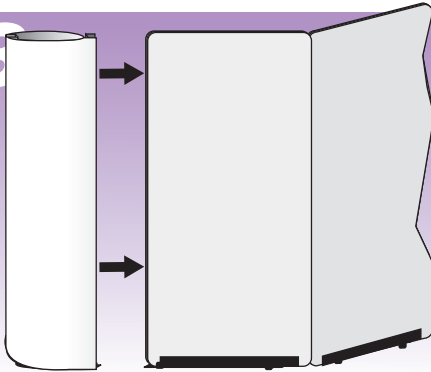
2

Roll far edge of panel forward, creating a tube shape. Align aluminum bars with magnets and allow bars to "snap" together to complete curved shape.

Magnets



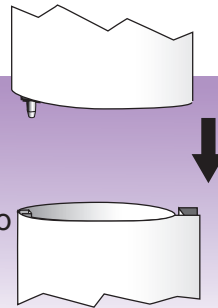
3



Attach curve to side of the display.

4

Velcro



To stack curves on a freestanding display, line up metal pin with metal tubed slot on lower half and guide into place. U-channel on column slides onto fabric panel edge.

Visit [goExpogo.com](http://goExpogo.com)

**ExPoGo!**  
ExpoStar® Presenta® ArchiForm®

(800)-891-1869