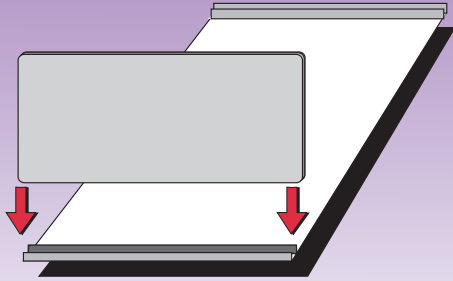


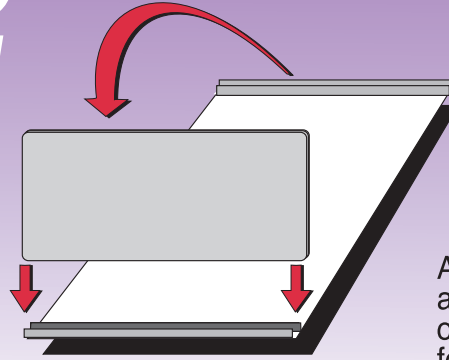
Center Tower Instructions, pg2

1



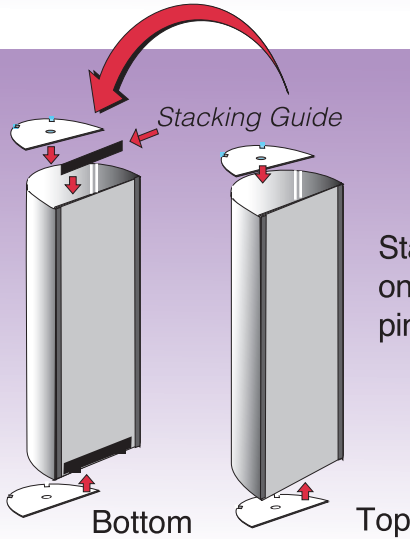
Place flexible panel face down on flat surface. Slip single panel into "U" Channel.

2

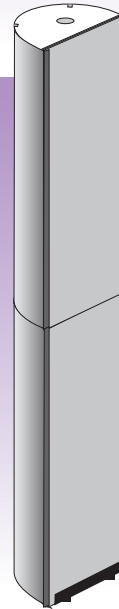


Arch panel forward and slide "U" Channel onto top of panel to form curved panel. Repeat for remaining curves, top and bottom.

3



Stack upper column on base column by aligning pins and stacking guide in panel.



Finished End Curve

Header attachment

SEE P.3 FOR DETAILED INSTRUCTIONS REGARDING HEADER CONSTRUCTION

